

ORDINANCE NO. 23-06-37

AN ORDINANCE AMENDING THE FIRE FEE SCHEDULE ESTABLISHED BY ORDINANCE 18-09-44 AND PROVIDING FOR THE FISCAL YEAR BEGINNING JULY 1, 2023, AND ENDING JUNE 30, 2024, FOR THE OPERATIONAL BUDGET OF THE BERKELEY COUNTY SPECIAL FIRE TAX DISTRICT WITHIN THE UNINCORPORATED PORTIONS OF BERKELEY COUNTY; AND TO PROVIDE FOR THE EXPENDITURES OF THE REVENUES RECEIVED BY THE SPECIAL FIRE TAX DISTRICT DURING THE FISCAL YEAR.

WHEREAS, the Berkeley County Fire Chiefs' Association has presented to the Berkeley County Council its recommendations for revenues and expenditures as acquired by the Special Fire Tax District pursuant to a uniform service charge; and

WHEREAS, the Berkeley County Council, in accordance with Section 4-9-140 of the Code of Laws of South Carolina, 1976, as amended, desires to adopt the Chiefs' Association's recommendations as and for the budget of the Special Fire Tax District for the fiscal year beginning July 1, 2023, and ending June 30, 2024; and

WHEREAS, the Berkeley County Council desires to adjust the existing fire fee schedule to increase the revenues for the Fire Tax District and to have a portion of the revenues collected from the fire fees dedicated to a Shared Fire Fees Fund, consisting of the former Pooled Fire Fees Fund and Unimproved Land Fire Fees Fund, that will be dedicated to special projects that benefit all departments listed in Exhibit "A", attached hereto and made a part hereof this reference, at the discretion of the Berkeley County Fire Chiefs' Association; and

WHEREAS, to ensure that the fire fees revenues are being expended to increase fire-fighting personnel within the Special Fire Tax District, the Berkeley County Council requires that each fire district produce a detailed personnel report, at least, once per quarter.

NOW, THEREFORE, BE IT ENACTED that the fire fee schedule established by Ordinance 18-09-44 is hereby amended to produce the following revenues from the levy of uniform service charges in the Special Fire Tax District and the following expenditures for the 2023-24 fiscal year as set forth in Exhibit "A" attached hereto and made a part hereof by this reference, and which shall be allocated pro rata among the twenty-six (26) representative fire districts; and

BE IT FURTHER ENACTED that fire fees shall only be disbursed to the appropriate fire department under the condition that they have met the terms of their individual contracts with Berkeley County, including the production of a detailed personnel report once per quarter, or that they have received special instructions through a review panel process for compliance with an approved remedial action plan.


23-06-37

BE IT FURTHER ENACTED that appropriate contractual documents shall be executed on behalf of all fire districts listed in Exhibit "A" that serve Berkeley County and the selected provider shall accomplish the recommendations as set forth therein.

ADOPTED this 26th day of June, 2023.


[SEAL]

BERKELEY COUNTY, SOUTH CAROLINA




John P. Cribb, County Supervisor
Chairman, Berkeley County Council

ATTEST:



Amanda D. Turner
Clerk to Council

Approved as to form:



John O. Williams, II
Berkeley County Attorney

First Reading: April 24, 2023
Second Reading: May 22, 2023
Public Hearing: June 26, 2023
Third Reading: June 26, 2023

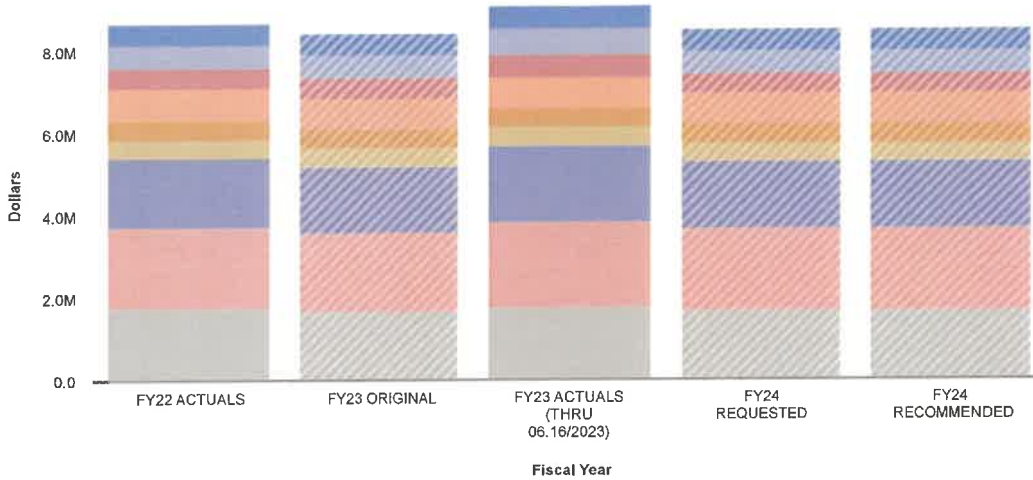
Budget (BCG Operating) Milestones

FY2024 EXHIBIT "A" ESTIMATED REVENUES FOR BERKELEY COUNTY SPECIAL FIRE TAX DISTRICT



Visualization

Sort By Chart of Accounts



	FY22 ACTUALS	FY23 ORIGINAL	FY23 ACTUALS (THRU 06.16/2023)	FY24 REQUESTED	FY24 RECOMMENDED
(42220) ALVIN FIRE	\$ 58,016	\$ 55,000	\$ 58,528	\$ 55,000	\$ 55,000
(42223) BONNEAU FIRE	68,319	65,000	68,513	65,000	65,000
(42225) C&B FIRE	540,747	531,000	530,065	531,000	531,000
(42229) CAINHOY FIRE	568,692	556,000	646,119	556,000	556,000
(42231) CAROMI VILLAGE FIRE	494,533	490,000	540,150	490,000	490,000
(42233) CORDESVILLE FIRE	102,140	100,000	99,477	100,000	100,000
(42235) CROSS FIRE	240,133	230,000	239,468	230,000	230,000
(42240) EADYTOWN FIRE	68,827	66,000	70,166	66,000	66,000
(42245) FORTY-ONE FIRE	62,202	58,000	63,913	58,000	58,000
(42248) GOOSE CREEK FIRE	769,634	752,000	753,252	752,000	752,000
(42250) HUGER FIRE	121,753	109,000	112,979	109,000	109,000
(42255) JAMESTOWN FIRE	51,006	48,000	49,714	48,000	48,000
(42260) LAKE MOULTRIE FIRE	124,936	120,000	124,960	120,000	120,000
(42265) LEBANON FIRE	74,994	72,000	75,034	72,000	72,000
(42268) LONGRIDGE FIRE	61,372	60,000	64,695	60,000	60,000
(42270) MACEDONIA FIRE	165,282	160,000	165,618	160,000	160,000
(42275) MONCKS CORNER FIRE	470,239	460,000	462,361	460,000	460,000
(42280) PIMLICO FIRE	452,570	450,000	453,214	450,000	450,000
(42283) PINE RIDGE FIRE	1,680,892	1,632,000	1,856,166	1,632,000	1,632,000
(42286) PINEVILLE FIRE	130,723	124,000	128,280	124,000	124,000
(42288) PRINGLETOWN FIRE	93,891	87,000	96,833	87,000	87,000
(42290) ST STEPHEN FIRE	134,893	130,000	134,603	130,000	130,000
(42292) SANDRIDGE FIRE	96,392	91,000	98,795	91,000	91,000
(42295) SANTEE CIRCLE FIRE	99,348	96,000	99,298	96,000	96,000
(42296) SHULERVILLE/HONEY HILL	33,029	32,000	32,511	32,000	32,000
(42298) WHITESVILLE FIRE	1,976,275	1,904,000	2,093,799	2,000,000	2,000,000
Total	\$ 8,740,836	\$ 8,478,000	\$ 9,118,511	\$ 8,574,000	\$ 8,574,000

Data filtered by Depts Funding Source CapProj, SPECIAL COUNTY FIRE DISTRICT, NO COST CATEGORY, REVENUES and exported on June 20, 2023. Created with OpenGov

FY2024 EXHIBIT "A" ESTIMATED REVENUES FOR BERKELEY COUNTY SPECIAL FIRE DISTRICT (amounts will be updated dependent on Council's approval of proposed increase to fire fees at the 3rd reading of the fire fee budget ordinance)

Berkeley County Fire Fees Current

Department	Dept. Name	Residential (QTY)	Residential Less MF	MF (QTY)	MF Total	Ind/Com Unit	Ind/Com	Total	Vacant Land QTY (Acreage)	Vacant Land Value
C&B	C&B	3878	\$317,619.43	468	\$44,460.00	251	\$158,334.10	\$520,413.53	405	\$4,330.00
C&B	Pringletown	278	\$23,205.10	60	\$5,700.00	32	\$34,514.52	\$63,419.62	297	\$4,105.00
Cainhoy	Cainhoy	2611	\$318,118.54	704	\$66,880.00	728	\$244,475.64	\$629,474.18	1533	\$17,160.00
Cainhoy	Huger	824	\$103,615.43		\$0.00	32	\$8,140.00	\$111,755.43	689	\$8,770.00
Caroml	Caroml	3545	\$310,610.08	871	\$82,745.00	122	\$124,855.57	\$518,210.65	269	\$2,910.00
Central Berkeley	Whitesville	12385	\$1,858,249.32	308	\$29,260.00	313	\$208,083.36	\$2,095,592.68	2934	\$31,710.00
Central Berkeley	Cross	2091	\$211,984.79	3	\$285.00	102	\$37,176.67	\$249,446.46	1575	\$19,910.00
East Berkeley	Santee Circle	737	\$83,787.52	4	\$380.00	50	\$18,505.55	\$102,673.07	424	\$4,950.00
East Berkeley	Cordesville	813	\$90,017.17	4	\$380.00	38	\$12,219.25	\$102,616.42	502	\$6,695.00
East Berkeley	Town Jamestown	44	\$4,314.92		\$0.00	20	\$8,702.40	\$13,017.32	63	\$675.00
East Berkeley	Alvin	502	\$54,979.18	4	\$380.00	20	\$6,974.50	\$62,333.68	520	\$6,440.00
East Berkeley	Macedonia	1291	\$140,353.19	6	\$570.00	60	\$29,233.70	\$170,156.89	552	\$7,425.00
East Berkeley	Jamestown	340	\$36,304.87		\$0.00	14	\$14,733.40	\$51,038.27	339	\$5,130.00
Goose Creek Rural	Goose Creek Rural	4974	\$342,490.78	1290	\$122,550.00	263	\$304,022.52	\$769,063.30	691	\$7,485.00
Moncks Corner Rural	Moncks Corner Rural	3033	\$370,812.31	59	\$5,605.00	202	\$93,042.95	\$469,460.26	2050	\$21,795.00
North Berkeley	Pineville	1012	\$112,873.38	2	\$190.00	56	\$20,100.25	\$133,163.63	1217	\$14,450.00
North Berkeley	Shulerville	269	\$28,831.15		\$0.00	11	\$4,116.25	\$32,947.40	362	\$5,270.00
North Berkeley	St. Stephen	1641	\$103,297.65	110	\$10,450.00	188	\$28,388.25	\$142,135.90	997	\$12,515.00
North Berkeley	Eadytown	662	\$63,637.25		\$0.00	41	\$10,360.00	\$73,997.25	508	\$6,285.00
North Berkeley	Forty-One	537	\$57,708.55		\$0.00	22	\$7,030.00	\$64,738.55	560	\$6,380.00
North Berkeley	Lake Moultrie	1076	\$122,000.81	1	\$95.00	15	\$4,703.62	\$126,799.43	240	\$2,470.00
North Berkeley	Bonneau	499	\$53,999.49		\$0.00	42	\$16,921.95	\$70,921.44	212	\$2,980.00
Pimlico	Pimlico	2872	\$449,425.59	38	\$3,610.00	47	\$28,552.89	\$481,588.48	772	\$8,890.00
Pine Ridge	Pine Ridge	9206	\$873,093.97	3321	\$315,495.00	456	\$636,763.49	\$1,825,352.46	2754	\$31,240.00
Pine Ridge	Lebanon	557	\$70,455.25		\$0.00	19	\$5,873.75	\$76,329.00	435	\$7,215.00
Pine Ridge	Sandridge	786	\$89,180.73		\$0.00	28	\$9,990.00	\$99,170.73	575	\$9,710.00
Pine Ridge	Longridge	483	\$65,876.76		\$0.00	14	\$3,640.80	\$69,517.56	409	\$5,305.00

Berkeley County Fire Fees Proposed

Department	Dept. Name	Residential (QTY)	Residential Less MF	MF (QTY)	MF Total	Ind/Com Unit	Ind/Com	Total	Vacant Land QTY (Acreage)	Vacant Land Value
C&B	C&B	3878	\$341,167.68	468	\$44,460.00	251	\$315,781.77	\$701,409.45	405	\$4,330.00
C&B	Pringletown	278	\$25,084.85	60	\$5,700.00	32	\$67,602.15	\$98,387.00	297	\$4,105.00
Cainhoy	Huger	824	\$110,352.95		\$0.00	32	\$16,700.69	\$127,053.64	689	\$8,770.00
Cainhoy	Cainhoy	2611	\$343,152.40	704	\$66,880.00	728	\$489,945.42	\$899,977.82	1533	\$17,160.00
Caromi	Caromi	3545	\$336,191.63	871	\$82,745.00	122	\$253,889.45	\$672,826.08	269	\$2,910.00
Central Berkeley	Whitesville	12385	\$1,980,981.76	308	\$29,260.00	313	\$412,259.05	\$2,422,500.81	2934	\$31,710.00
Central Berkeley	Cross	2091	\$225,788.59	3	\$285.00	102	\$75,110.84	\$301,184.43	1575	\$19,910.00
East Berkeley	Alvin	502	\$58,579.32	4	\$380.00	20	\$14,177.70	\$73,137.02	520	\$6,440.00
East Berkeley	Macedonia	1291	\$149,517.59	6	\$570.00	60	\$58,339.75	\$208,427.34	552	\$7,425.00
East Berkeley	Jamestown	340	\$38,665.75		\$0.00	14	\$28,971.31	\$67,637.06	339	\$5,130.00
East Berkeley	Santee Circle	737	\$89,260.91	4	\$380.00	50	\$37,146.79	\$126,787.70	424	\$4,950.00
East Berkeley	Cordesville	813	\$95,895.60	4	\$380.00	38	\$24,698.85	\$120,974.45	502	\$6,695.00
East Berkeley	Town Jamestown	44	\$4,595.51		\$0.00	20	\$17,516.05	\$22,111.56	63	\$675.00
Goose Creek Rural	Goose Creek Rural	4974	\$372,734.01	1290	\$122,550.00	263	\$610,966.68	\$1,106,250.69	691	\$7,485.00
Moncks Corner Rural	Moncks Corner Rural	3033	\$395,290.02	59	\$5,605.00	202	\$186,311.42	\$587,206.44	2050	\$21,795.00
North Berkeley	Pineville	1012	\$120,225.91	2	\$190.00	56	\$40,796.06	\$161,211.97	1217	\$14,450.00
North Berkeley	St. Stephen	1641	\$110,694.62	110	\$10,450.00	188	\$56,774.30	\$177,918.92	997	\$12,515.00
North Berkeley	Forty-One	537	\$61,461.35		\$0.00	22	\$14,371.19	\$75,832.54	560	\$6,380.00
North Berkeley	Lake Moultrie	1076	\$129,940.94	1	\$95.00	15	\$9,615.88	\$139,651.82	240	\$2,470.00
North Berkeley	Bonneau	499	\$57,511.10		\$0.00	42	\$34,095.40	\$91,606.50	212	\$2,980.00
North Berkeley	Shulerville	269	\$30,706.06		\$0.00	11	\$8,318.16	\$39,024.22	362	\$5,270.00
North Berkeley	Eadytown	662	\$67,775.60		\$0.00	41	\$21,079.17	\$88,854.77	508	\$6,285.00
Pimlico	Pimlico	2872	\$478,883.97	38	\$3,610.00	47	\$56,875.56	\$539,369.53	772	\$8,890.00
Pine Ridge	Pine Ridge	9206	\$950,385.66	3321	\$315,495.00	456	\$1,266,932.99	\$2,532,813.65	2754	\$31,240.00
Pine Ridge	Lebanon	557	\$75,036.64		\$0.00	19	\$11,896.52	\$86,933.16	435	\$7,215.00
Pine Ridge	Sandridge	786	\$94,980.32		\$0.00	28	\$20,305.44	\$115,285.76	575	\$9,710.00
Pine Ridge	Longridge	483	\$70,160.20		\$0.00	14	\$7,366.18	\$77,526.38	409	\$5,305.00

	Current	Proposed
Residential / MultiFamily	\$7,045,878.21	\$7,504,055.79
Commercial / Industrial	\$2,079,455.38	\$4,157,844.77
Total	\$9,125,333.59	\$11,661,900.56

Fire District Totals

	Current Fees	Proposed Fees	Increase Amount
C&B	\$583,833.15	\$799,796.45	\$215,963.30
Cainhoy	\$741,229.61	\$1,027,031.46	\$285,801.85
Caromi	\$518,210.65	\$672,826.08	\$154,615.43
Central Berkeley	\$2,345,039.14	\$2,723,685.24	\$378,646.10
East Berkeley	\$501,835.65	\$619,075.13	\$117,239.48
Goose Creek Rural	\$769,063.30	\$1,106,250.69	\$337,187.39
Moncks Corner Rural	\$469,460.26	\$587,206.44	\$117,746.18
North Berkeley	\$644,703.60	\$774,100.74	\$129,397.14
Pimlico	\$481,588.48	\$539,369.53	\$57,781.05
Pine Ridge	\$2,070,369.75	\$2,812,558.95	\$742,189.20

Category	Description	Current Base Rate	Current Additional		Proposed / New Base Fee	Additional Fee per 1000 SQFT	Minimum SQFT	Maximum SQFT	Increase
			Fee per 1000 SQFT	Fee					
Residential	D1 - Residential Rate Range 0 to 999:	\$ 75.00		\$ 79.88	\$ -	-	999.00	6.50%	
Residential	D2 - Residential Rate Range 1000 to 1249:	\$ 75.00		\$ 79.88	\$ -	1,000.00	1,249.00	6.50%	
Residential	D3 - Residential Rate Range 1250 to 1499:	\$ 105.00		\$ 111.83	\$ -	1,250.00	1,499.00	6.50%	
Residential	D4 - Residential Rate Range 1500 to 1749:	\$ 130.00		\$ 138.45	\$ -	1,500.00	1,749.00	6.50%	
Residential	D5 - Residential Rate Range 1750 to 1999:	\$ 145.00		\$ 154.43	\$ -	1,750.00	1,999.00	6.50%	
Residential	D6 - Residential Rate Range 2000 to 2249:	\$ 165.00		\$ 175.73	\$ -	2,000.00	2,249.00	6.50%	
Residential	D7 - Residential Rate Range 2250 to 2499:	\$ 195.00		\$ 207.68	\$ -	2,250.00	2,499.00	6.50%	
Residential	D8 - Residential Rate Range 2500 to 2999:	\$ 225.00		\$ 239.63	\$ -	2,500.00	2,999.00	6.50%	
Residential	D9 - Residential Rate Range 3000+:	\$ 250.00		\$ 266.25	\$ -	3,000.00	99,999,999.00	6.50%	
Industrial	O1 - Commercial / Industrial Fee Rate 0 to 3000 Range	\$ 350.00		\$ 402.50	\$ -	-	2,999.00	15.00%	
Industrial	O2 - Commercial / Industrial Fee Rate 3000 to 5000 Range	\$ 500.00		\$ 575.00	\$ -	3,000.00	4,999.00	15.00%	
Industrial	O3 - Commercial / Industrial Fee Rate 5000 to 10000 Range	\$ 700.00		\$ 1,575.00	\$ -	5,000.00	9,999.00	125.00%	
Industrial	O4 - Commercial / Industrial Fee Rate 10000 to 20000 Range	\$ 1,000.00		\$ 2,250.00	\$ -	10,000.00	19,999.00	125.00%	
Industrial	O5 - Commercial / Industrial Fee Rate 20000+:	\$ 1,350.00	\$ 18.00	\$ 3,712.50	\$ 18.00	20,000.00	-	175.00%	
Multi-Family	Multi-family Fee Rate	\$ 95.00		\$ 95.00	\$ -	-	-	0.00%	

MEMBERS OF BERKELEY COUNTY COUNCIL



Thomas Owens
District 1
THOMAS D. OWENS
Voting Aye

Excused
District 5
AMY STERN
Voting N/A

Joshua S. Whitley
District 2
JOSHUA S. WHITLEY
Voting Aye

Marshall West
District 6
MARSHALL WEST
Voting Aye

Phillip Obie II
District 3
PHILLIP OBIE, II
Voting Aye

Excused
District 7
CALDWELL PINCKNEY, JR.
Voting N/A

Joe T. Newell
District 4
JOE T. NEWELL
Voting Nay

Steve C. Davis
District 8
STEVE C. DAVIS
Voting Aye